

REGULATOR RG180M3/4XLN1

1/4 PO.21MBAR 12M3/H UPSO

CODE 200234


With an inlet pressure between 25 and 500mbar, the regulator maintains the outlet pressure between 19 and 23mbar for flow rates between 0.6 and 6m³/h.



FEATURES

- **Inlet Pressure:** 25-500mbar
- **Output Pressure** 19-23mbar
- **Securities:** UPSO (15mbar)
- **Nominal flow rate:** 12m³/h
- **Pressure tapping:** -
- **Connections:** M3/4xLN1 1/4
- **Disposition:** 180°
- **Conduction for venting:** -

DIMENSIONS



MATERIALS

- Membranes and seals, in NBR resistant to Liquefied Petroleum Gas (LPG), Natural Gas (NG) and Synthetic Natural Gas (SNG).
- Aluminum body
- Galvanized steel cover
- Cataphoresis treatment with high resistance on cover and body
- Galvanized steel springs
- Non-metallic internal parts, in PA with fiberglass and acetal resin (POM)
- Stainless steel filter
- Manufactured in the EU

COMPLIANCE WITH STANDARDS



AENOR certificate in accordance with the UNE 60402-1 (2008) standard

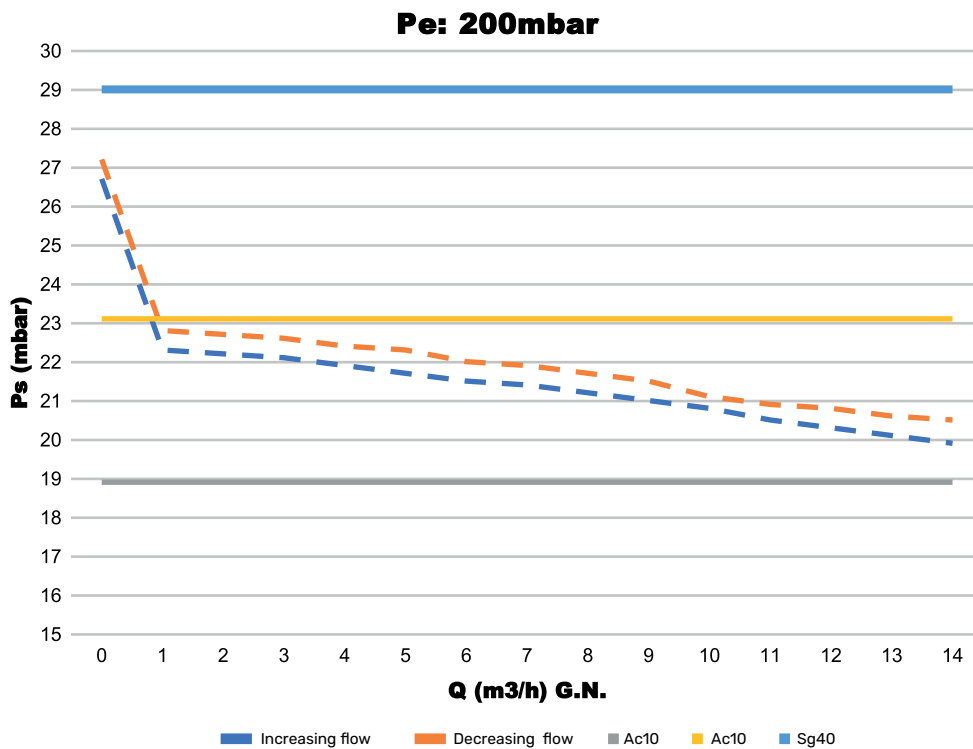
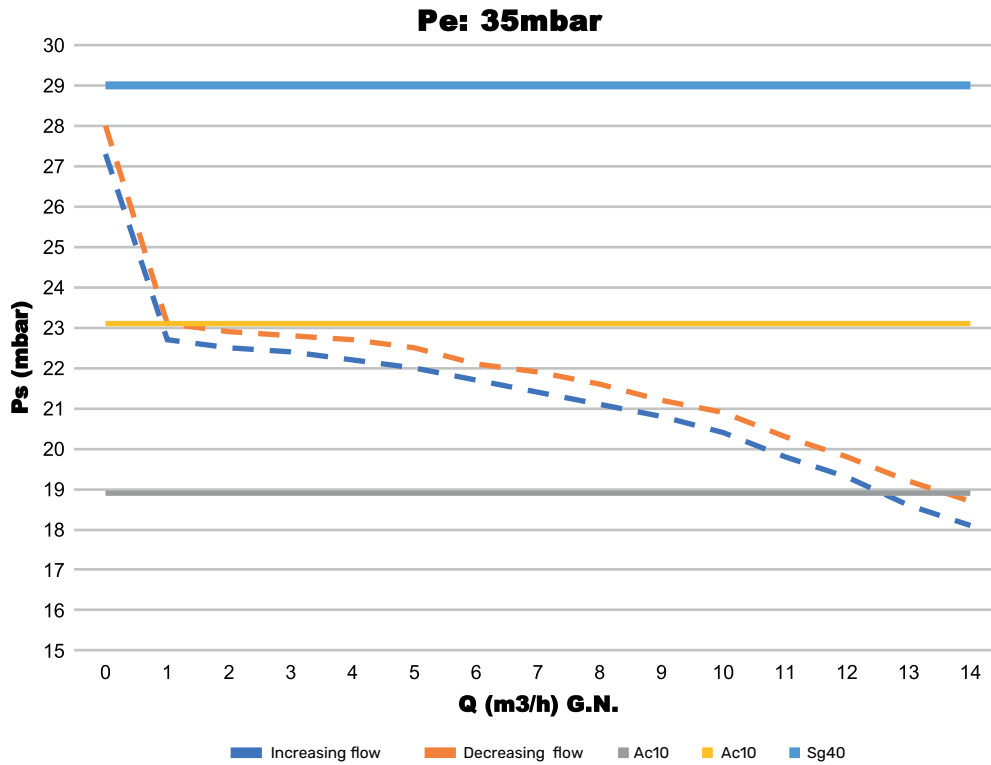


CE-certified according to EN 88-1:2011 + A1:2016, EN 13611:2019 and EN13611:2019/AC:2021

INSTALLATION AND COMMISSIONING

- ✓ Check the inlet pressure. It must not exceed 500 mbar.
- ✓ Fit the regulator respecting the gas flow. See flow arrow on the bottom of the regulator.
- ✓ Once the regulator is in place, check that there are no leaks at the regulator connections.
- ✓ With all consumption points downstream of the regulator closed, open the gas tap upstream of the regulator.
- ✓ In the case of automatic VIS MIN, wait a few seconds (approx. 15-20) until the VIS is reset.
- ✓ In case of manual VIS MIN, actuate the reset device on the controller (by pulling on it) for about 2 seconds.
- ✓ The regulator will start to regulate when there is any demand for consumption.

BEHAVIOURAL CURVES



BEHAVIOURAL CURVES

