

REGULATOR RGR-180 MM 20/150

PO.18-60MBAR 25M3/H UPSO

CODE 200213

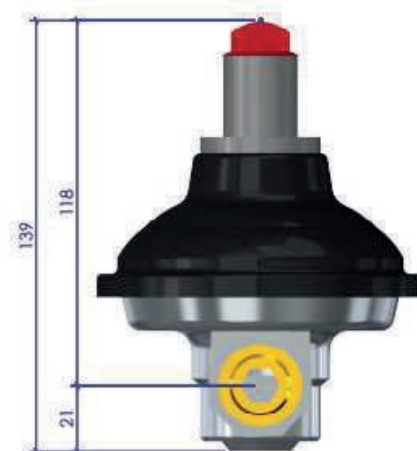

With an inlet pressure between 35mbar and 2bar, the regulator maintains the outlet pressure constant, within the adjustable range (18-60mbar) for flow rates between 0.5 and 25m³/h.

FEATURES

- Inlet pressure: 35mbar-2bar
- Output pressure: 18-60mbar (adjustable)
- Securities: UPSO (15mbar)
- Nominal flow rate: 25m³/h
- Pressure tapping: -
- Connections: MM20/150
- Disposition: 180°
- Conduction for venting: -



DIMENSIONS



MATERIALS

- Membranes and seals, in NBR resistant to Liquefied Petroleum Gas (LPG), Natural Gas (NG) and Synthetic Natural Gas (SNG)
- Aluminum body
- Galvanized steel cover
- Cataphoresis treatment with high resistance on cover and body
- Galvanized steel springs
- Non-metallic internal parts, in PA with fiberglass and acetal resin (POM)
- Stainless steel filter
- Manufactured in the EU

COMPLIANCE WITH STANDARDS



AENOR certificate in accordance with the UNE 60402-1 (2008) standard

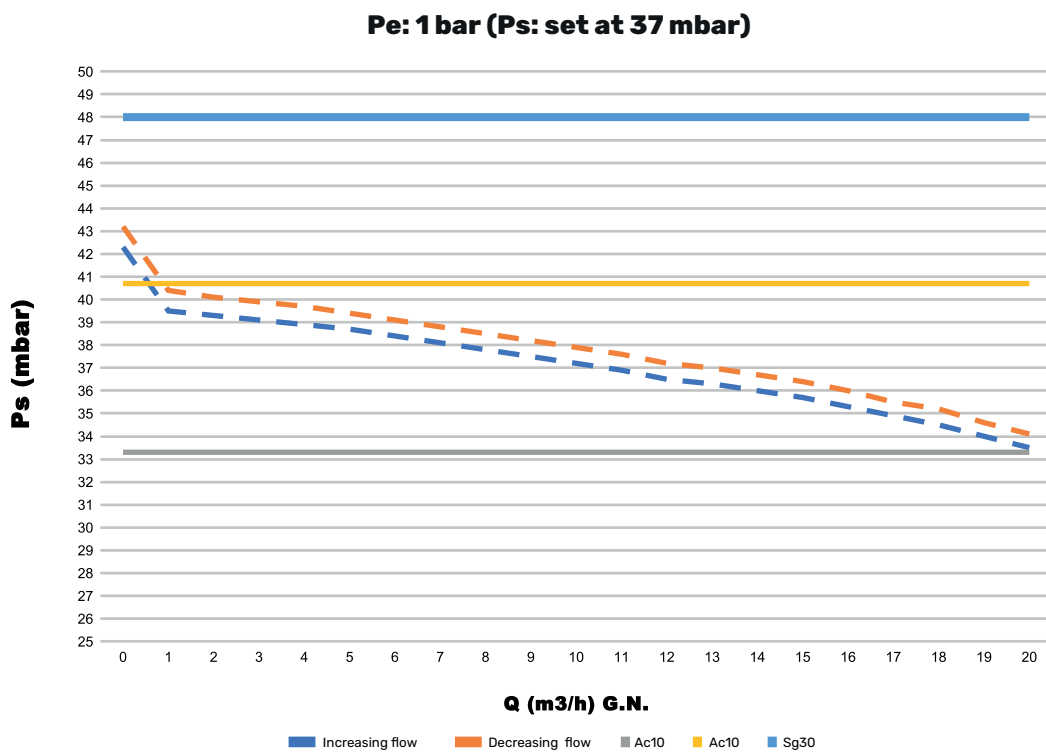
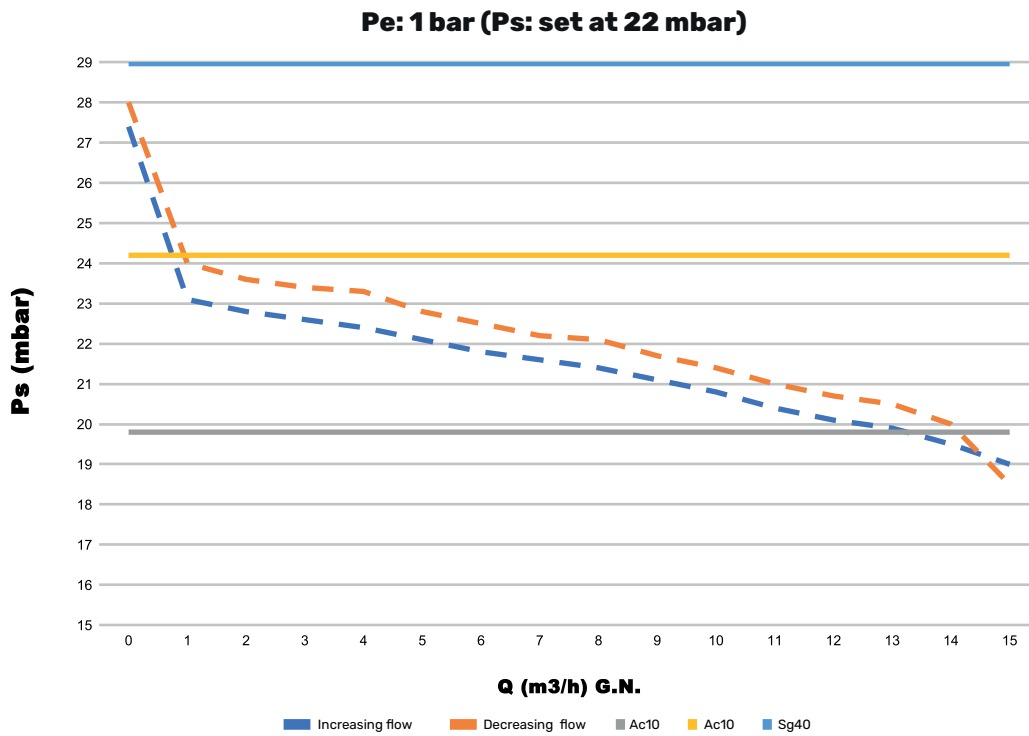


CE-certified according to 88-1:2011 + A1:2016, EN 13611:2019 and EN13611:2019/AC:2021

INSTALLATION AND COMMISSIONING

- ✓ Check the inlet pressure. It must not exceed 2 bar.
- ✓ Fit the regulator respecting the gas flow. See flow arrow on the bottom of the regulator.
- ✓ Once the regulator is in place, check that there are no leaks at the regulator connections.
- ✓ With all consumption points downstream of the regulator closed, open the gas tap upstream of the regulator.
- ✓ If the regulator is fitted with automatic VIS MIN, wait a few seconds (approx. 15-20) until the VIS is reset.
- ✓ In case of manual VIS MIN, actuate the reset device on the controller (by pulling on it) for about 2 seconds.
- ✓ The controller will start to regulate when there is any demand for consumption.
- ✓ Using the regulating screw under the red plug, adjust the outlet pressure of the regulator to the desired level.
- ✓ Once the pressure has been regulated, replace the red plug.

BEHAVIOURAL CURVES



BEHAVIOURAL CURVES

Pe: 1 bar (Ps: set at 60 mbar)

